


Grades Served 9-12 **Student Enrollment Details** 2,031 Students Enrolled **District** WALLER ISD

Address 20950 FIELDS STORE RD, WALLER, TX 77484

CHANGE OVER TIME

HOW WELL DID THIS SCHOOL PERFORM OVERALL?



86 out of 100

This shows how well this school prepared students for success, both in school and after high school in college, a career, or the military.

CHANGE OVER TIME


2017-18
Met Standard
86 out of 100

2018-19
B
86 out of 100

This section showcases annually the overall grade of this campus to showcase their improvement over time. The overall grade is based on performance in the three domains listed below.

OVERALL PERFORMANCE DETAILS


STUDENT ACHIEVEMENT



87 out of 100

Student Achievement shows how much students know and are able to do at the end of the school year.


SCHOOL PROGRESS



87 out of 100

School Progress shows how students perform over time and how that growth compares to similar schools.

CLOSING THE GAPS



84 out of 100

The Closing the Gaps domain tells us how well different populations of students in a district are performing.

WHERE DID THIS SCHOOL PERFORM EXCEPTIONALLY WELL?

- ✗ ACADEMIC ACHIEVEMENT IN SCIENCE
- ✗ TOP 25%: COMPARATIVE ACADEMIC GROWTH
- ✗ ACADEMIC ACHIEVEMENT IN MATHEMATICS
- ✗ POST-SECONDARY READINESS

- ✗ ACADEMIC ACHIEVEMENT IN ENGLISH LANGUAGE ARTS/READING
- ✓ TOP 25%: COMPARATIVE CLOSING THE GAPS
- ✗ ACADEMIC ACHIEVEMENT IN SOCIAL STUDIES

Grades Served 9-12 **Student Enrollment Details** 2,031 Students Enrolled **District** WALLER ISD

Address 20950 FIELDS STORE RD, WALLER, TX 77484

HOW ARE SCORES CALCULATED?

STUDENT ACHIEVEMENT

Component	Score	% of grade
STAAR Performance	80	40%
College, Career, and Military Readiness	92	40%
Graduation Rate	90	20%
Total	87	100%

SCHOOL PROGRESS

The higher score of Academic Growth or Relative Performance is used.

Component	Score	% of grade
Academic Growth	81	
Relative Performance	87	100%
Total	87	100%

CLOSING THE GAPS

Component	Score	% of grade
Grade Level Performance	84	50.0%
Academic Growth/Graduation Rate	83	10.0%
English Language Proficiency	0	10.0%
Student Achievement	100	30.0%
Total	84	100%