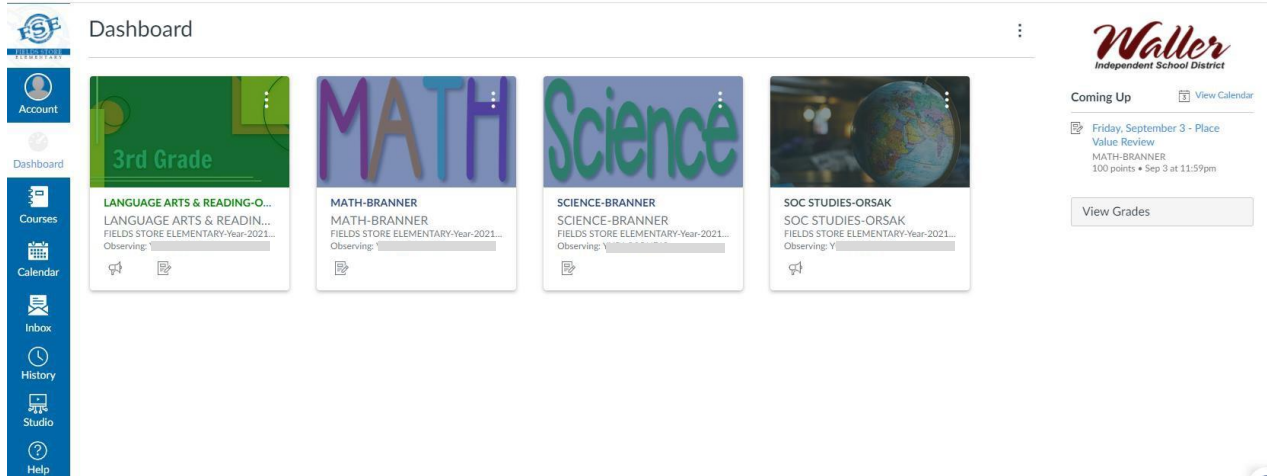


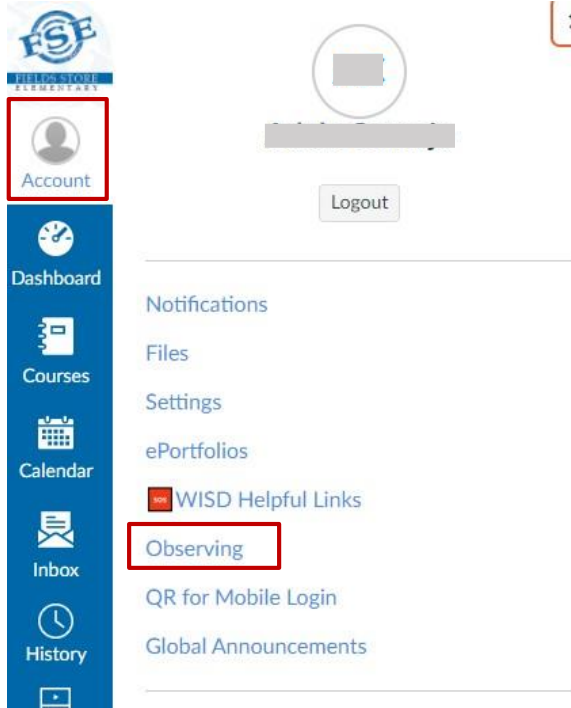
# How To Add Another Student to My Canvas Account

**On your web browser** (to add a student using the Canvas app, see below)

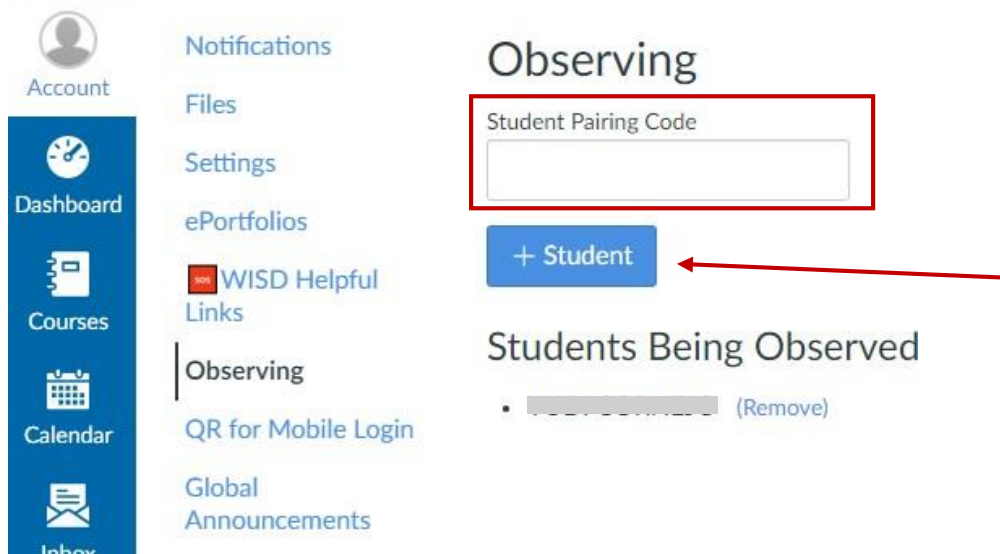
1. Log in to your Canvas Account
  - o Need help creating an account? Click [HERE](#)



2. On the Global Navigation bar select **Account** and click on **Observing**

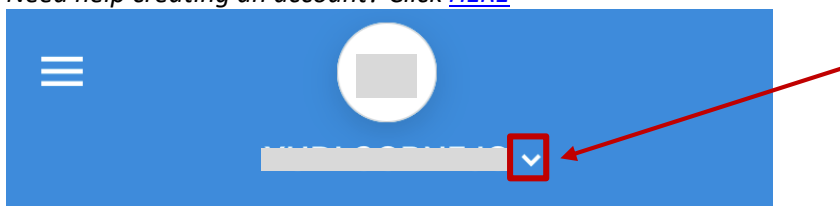


3. Add **Student Pairing Code** and click on **+ Student**  
[How to Get Student Pairing Code](#)



## How To Add A Student Using the Canvas App

1. Open your Canvas app and click on the dropdown arrow next to your student's name  
*Need help creating an account? Click [HERE](#)*

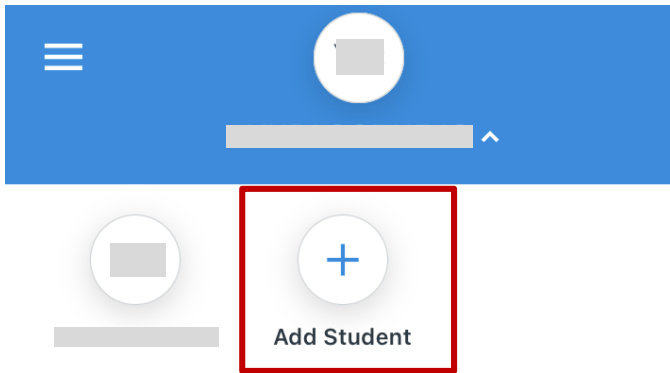


LANGUAGE ARTS & READING-ORSAK  
LANGUAGE ARTS & READING-ORSAK  
[No Grade](#)

---

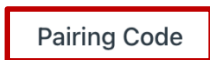
MATH-BRANNER  
MATH-BRANNER  
[No Grade](#)

2. Select **+ Add Student**



3. Click on **Pairing Code**

QR Code



4. Add your student Pairing Code in the box and click on **Add**  
[How to Get Student Pairing Code](#)

