

How to Access STAAR & EOC Scores

1. Go to www.wallerisd.net
2. On the homepage, click the “Skyward Family Access” icon.



3. Enter your Login ID and Password; if you have forgotten your Login/Password, click [here](#).

SKYWARD®
WALLER ISD
Student DB.

Login ID:

Password:

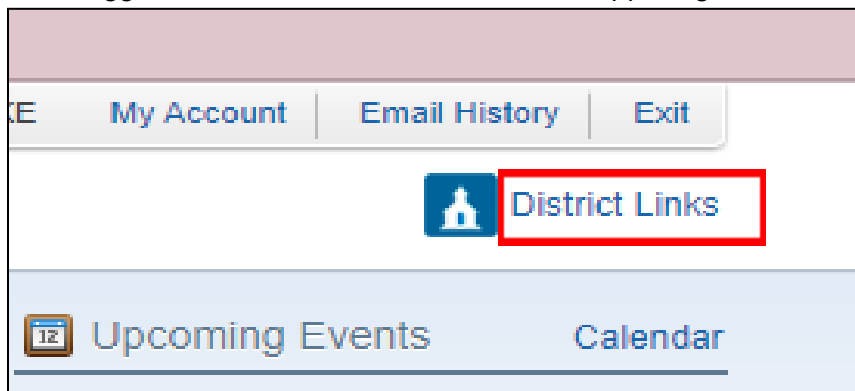
Sign In

[Forgot your Login/Password?](#)

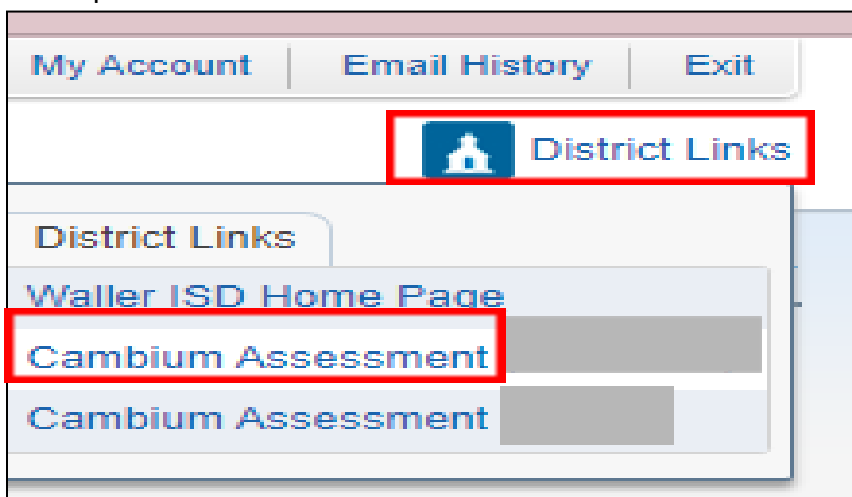
05.23.02.00.09

Login Area: Family/Student Access

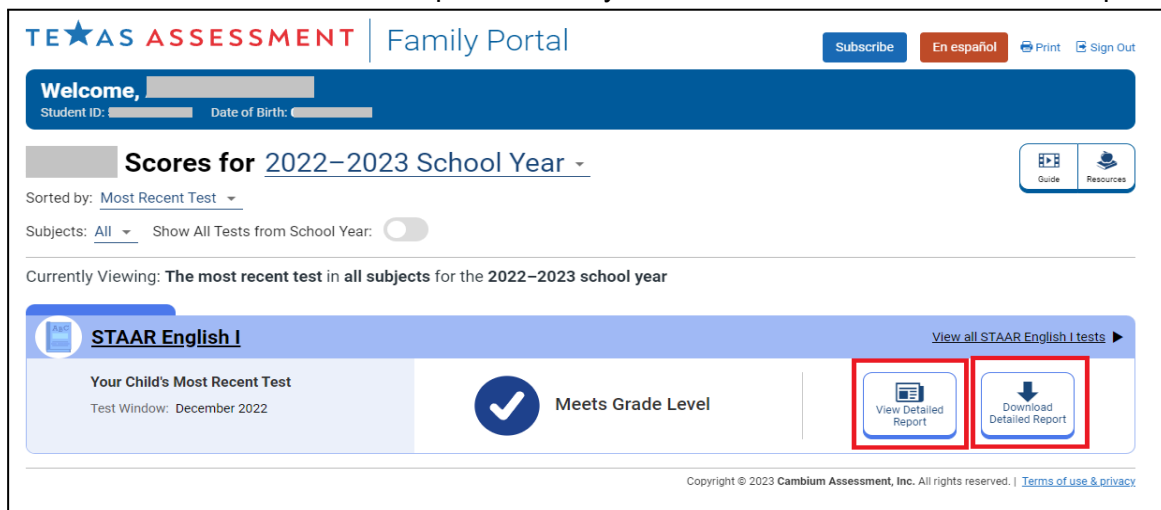
4. Once logged in, click on “District Links” in the upper right corner of the screen.



5. Click on the link “Cambium Assessment” for the student that you wish to view STAAR/EOC results for in the dropdown menu.



6. This will take you directly to a summary of your student’s assessments for the latest school year. Click on “View Detailed Report” to see individual score information and a detailed report of the assessment; or click on “Download Detailed Report” to view your student’s Confidential Student Report Card.



7. You may choose to print or save the report.